



Ethernet Patch Cable Assembly

Serge Y. Stroobandt

Copyright 2014–2019, licensed under [Creative Commons BY-NC-SA](#)

General instructions

Twisted pair Ethernet cable comes in three types (see table) and many quality grades.

Table 1: Cable shielding types

acronym	shielding	EMI protection
UTP	unshielded set of twisted pairs	fair
F/UTP	foil around the set of twisted pairs	good
SF/UTP	shield wires and foil around the set of twisted pairs	better
S/FTP	shield wires over foil around each twisted pair	best

In new installations, use only **Cat 5 enhanced** or **higher** graded cable.

Use good quality, single-mold **8P8C** (\approx RJ45) connectors. Connectors consisting out of multiple parts are prone to bad connections.

1. If a connector cap is desired, slip it over the cable now.
2. Strip 12 mm ($\frac{1}{2}$ ") from the cable jacket at the cable end.
3. Untwist the pairs, but over no more than those 12 mm!
4. Sort the pairs so they fit in the connector in the colour order shown below.
5. Insert the pairs a first time into the connector to get them properly aligned.
6. Remove the wire pairs from the connector and trim them flush at the end with a 90° flush cutter.
7. Reinsert the wire pairs in the connector.

8. Visually check whether the correct wires are touching the end of the connector.
9. Crimp the pins with a crimp tool.
10. Repeat for the other cable end.
11. Test the newly assembled patch cable with a tester.

The difference between EIA/TIA 568A and 568B is only the position of the green–white and orange–white twisted pairs.

Here is more information about twisted pair, patch cables and the Ethernet physical layer.

Type A patch cable

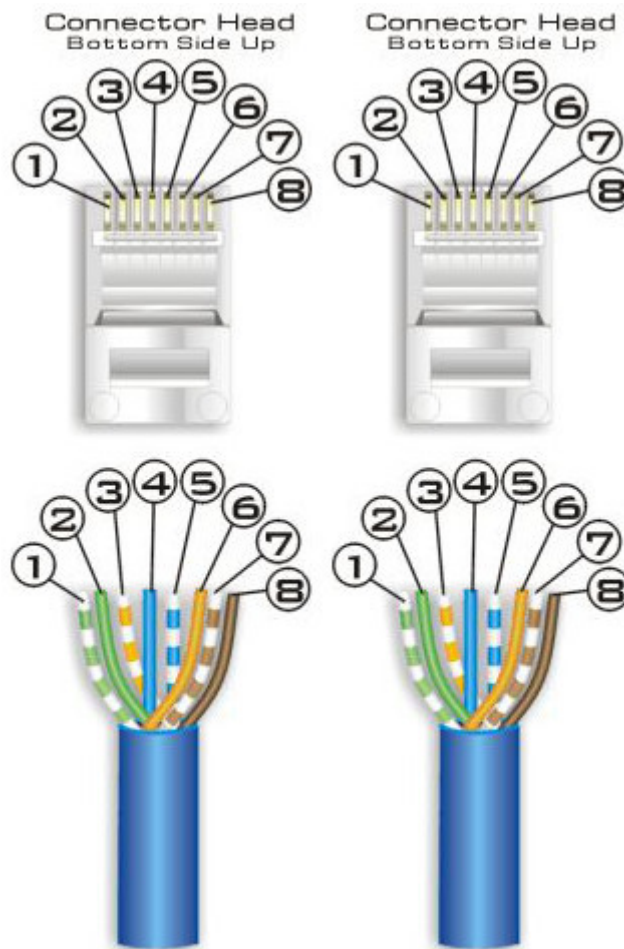


Figure 1: EIA/TIA 568A colour scheme; both ends are the same

Type B patch cable

This is the most common patch cable.

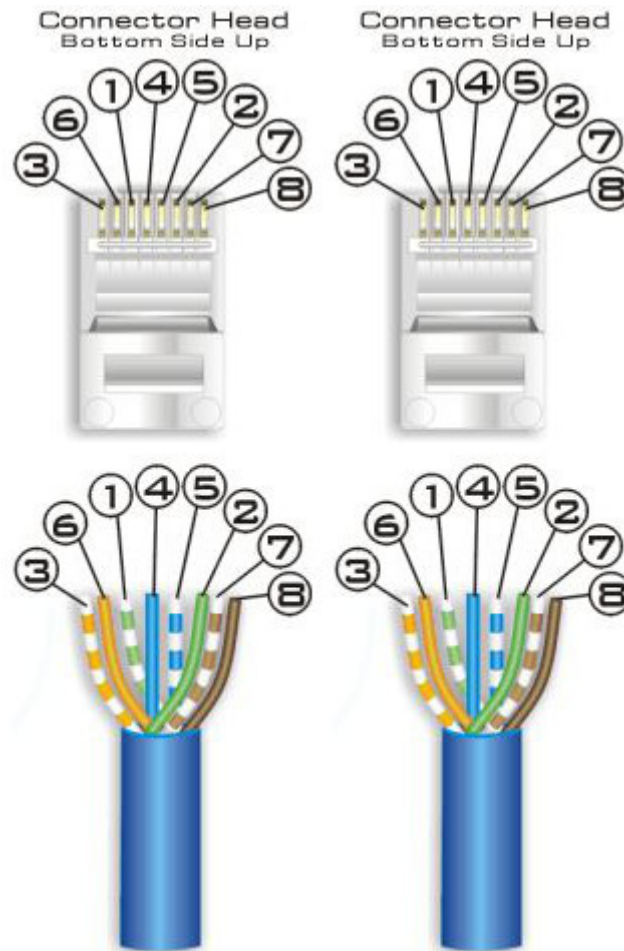


Figure 2: EIA/TIA 568B (AT&T) colour scheme; both ends are the same

Type A–B crossed patch cable

This patch cable is used to connect two computers without a hub. Newer Ethernet interfaces are auto-configuring and hence, no longer require this arrangement.

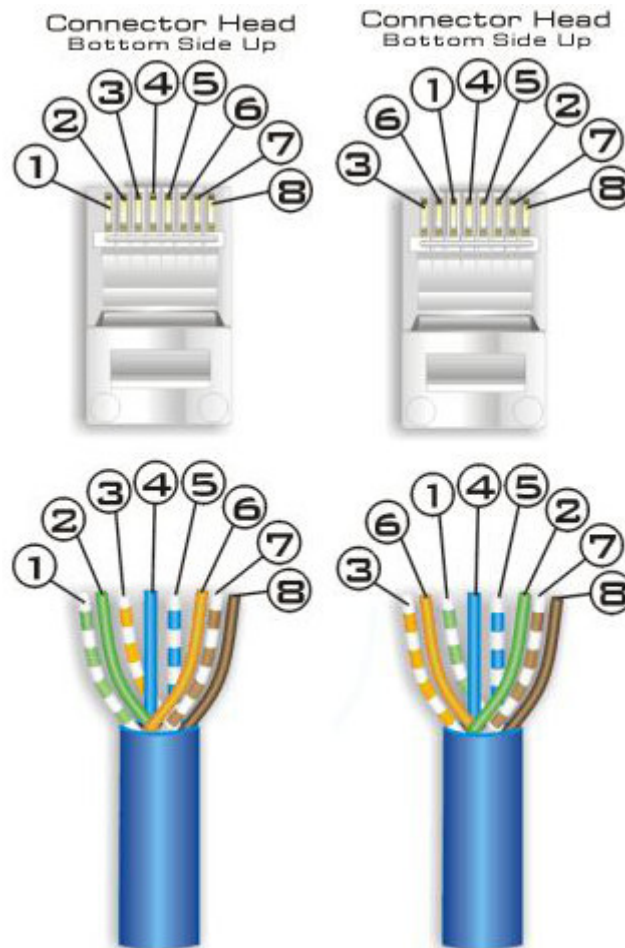


Figure 3: EIA/TIA 568A on one end, 568B on the other end.

Colours

Not that I were colour-blind, but some people are...

**Table 2: Twisted
pair wires**

wire	colour
1	green–white
2	green
3	orange–white
4	blue
5	blue–white
6	orange
7	brown–white
8	brown



This work is licensed under a [Creative Commons Attribution-NonCommercial-ShareAlike 4.0 International License](https://creativecommons.org/licenses/by-nc-sa/4.0/).

Other licensing available on request.

Unattended CSS typesetting with . The Prince logo features the word "Prince" in a stylized purple font with "Print with CSS" written in smaller text above it.

This work is published at <https://hamwaves.com/ethernet/en/>.

Last update: Monday, March 1, 2021.